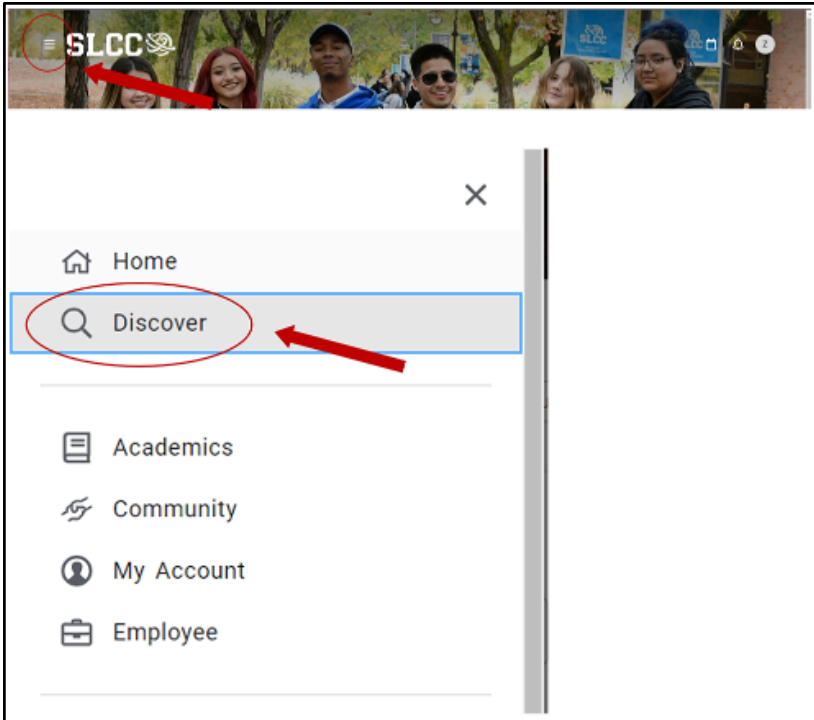
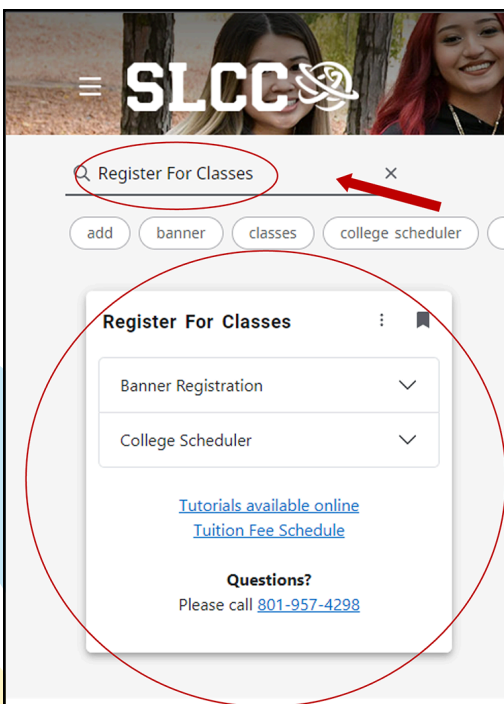


Pasos para Registrarse en las clases

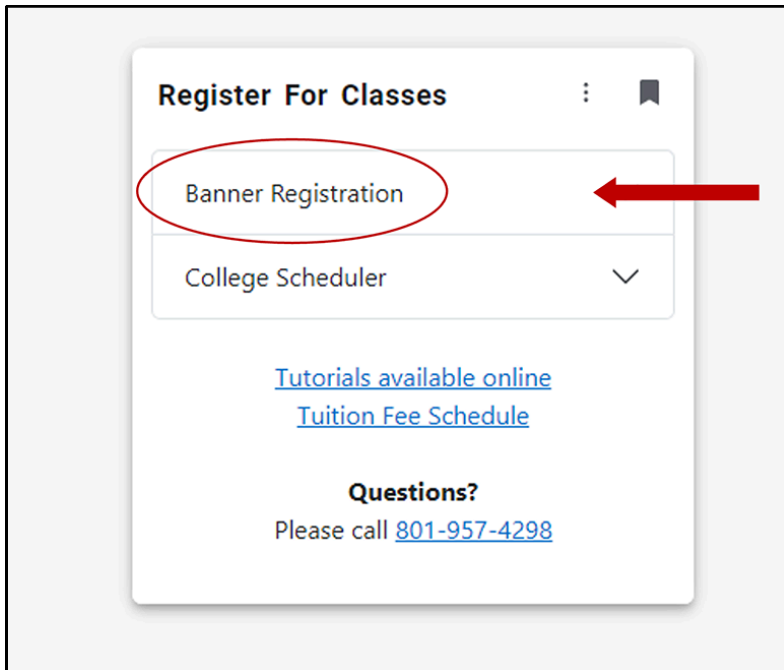
1. Inicia sesión en tu página de MySLCC y haz clic en el botón ubicado en la esquina superior derecha al lado del logo de SLCC. Luego, haz clic en el botón de búsqueda "Discover"



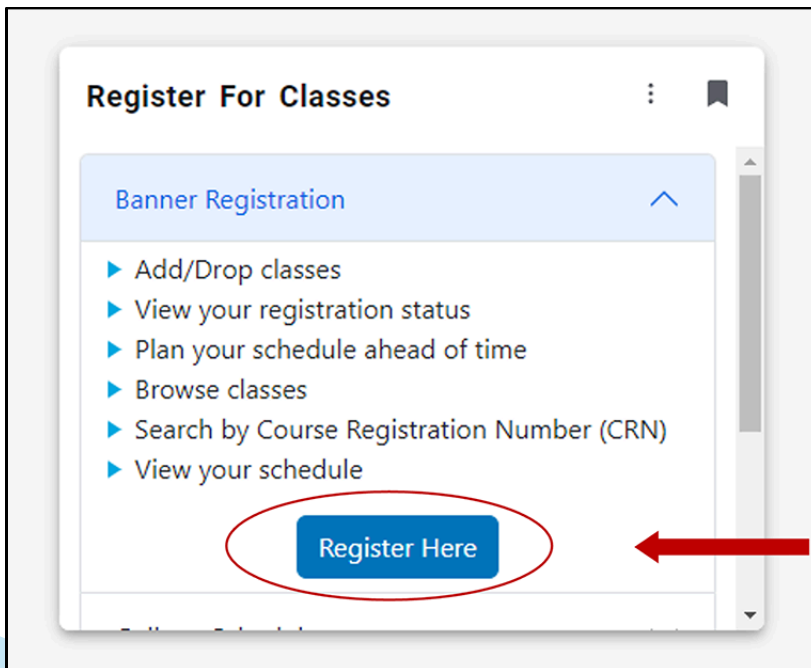
2. Busca la opción de **Registrar para Clases** (puedes guardarla como favorito haciendo clic en el pequeño ícono en la esquina superior derecha).



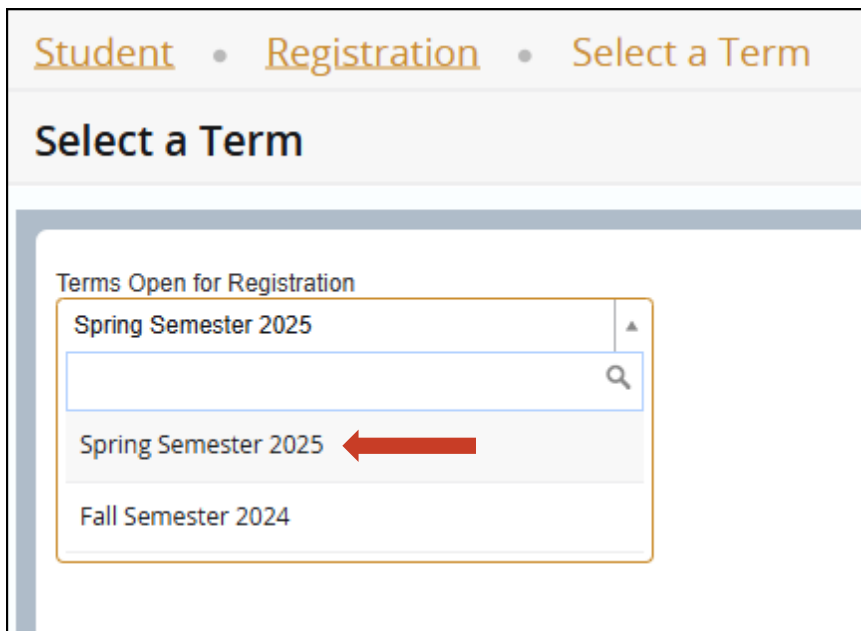
3. Clic en **Banner Registration**



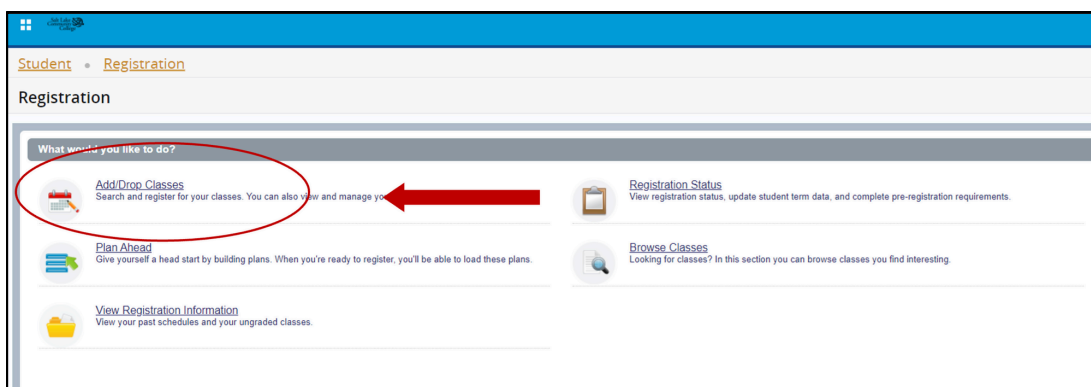
4. Clic en **Register Here**



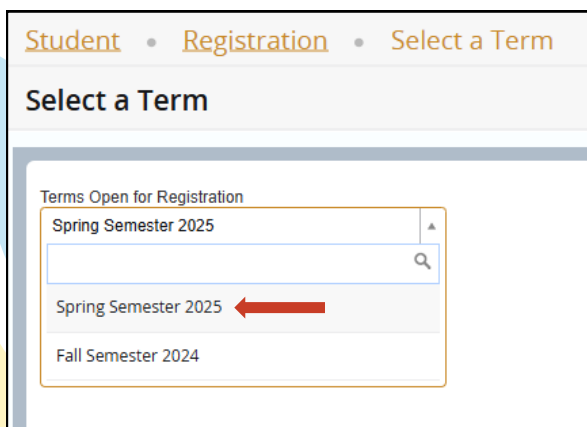
5. En el menú desplegable, selecciona **Spring Semester 2025/ Semestre de primavera 2025** y haz clic en Continuar.



6. Clic en **Add/Drop classes** (Anadir/Eliminar materia)



7. Seleccione el semestre de primavera 2025, otra vez, y clic en Continuar



Haz clic en el campo Número de Curso (**Course number**) e ingresa el nombre de la clase (TESL para ESL) y el número de curso.

Luego, haz clic en Buscar.

· Usa la Tabla de Puntajes para determinar las clases correctas.

o Si tienes preguntas sobre tu nivel, contacta a la Oficina de ESL: 801-957-3337/801-957-3345

Register for Classes

Find Classes | Enter CRNs | Plans | Schedule and Options

Enter Your Search Criteria ⓘ
Term: Spring Semester 2023

You can type in the class you're looking for.

Subject and Course Number: TESL

Subject: ENGL0900 English

Course Number: TESL1000

Keyword: TESL1015

Part Of Term:

Attribute:

Campus:

Instructional Methods:

Search Clear Advanced Search

Score Chart

GSE Score	New ESL Levels (Spring 2025)	Classes
10-21	Foundation Level	TESL 1000 – Reading/Writing TESL 1015 – Listening/Speaking TESL 1099- Lab
22-29	Level 1	TESL 1100 – Reading/Writing TESL 1115 – Listening/Speaking TESL 1130- Conversation TESL 1145- Grammar TESL 1160 Pronunciation TESL 1099- Lab
30-42	Level 2	TESL 1200 – Reading/Writing TESL 1215 – Listening/Speaking TESL 1230- Conversation TESL 1245- Grammar TESL 1260 Pronunciation TESL 1099- Lab
43-58	Level 3	TESL 1300 – Reading/Writing TESL 1315 – Listening/Speaking TESL 1330 – Conversation TESL 1345 – Grammar TESL 1360 – Pronunciation TESL 1099 – Lab
59-66	Level 4	TESL 1400 – Reading/Writing TESL 1415 – Listening/Speaking TESL 1430 – Conversation TESL 1445 – Grammar TESL 1460 – Pronunciation TESL 1099 – Lab

Para ver tu puntaje:

Ve a: <https://www.pearson.com/languages/test-takers/versant-by-pearson/score-lookup.html>

O busca "Versant Score Lookup" en tu navegador web. Haz clic en el primer enlace e ingresa tu TIN.

Verifica el captcha para continuar.

Haz clic en "Get score".

Revisa el puntaje de Speaking para la clase de Listening/Speaking.

Revisa el puntaje de Writing para la clase de Reading/Writing.

Revisa el puntaje de Speaking para las clases de Conversation y Pronunciation.

Revisa el puntaje de Writing para la clase de Grammar.

Score lookup

Enter your Test Identification Number (TIN) in the space below to obtain your Versant score report.

TIN

I'm not a robot

Versant scores are aligned to the Global Scale of English (GSE). The GSE runs from 10 to 90, with clear statements of what a learner can achieve at any point on the scale.

Overall GSE Score
33
CEFR: A2

Understanding the Skills
Overall Score
The Overall score of the test represents the ability to understand spoken and written English and respond appropriately in speaking and writing on everyday topics, at an appropriate pace and in real-time English contexts are based on a weighted combination of the four skill scores.
GSE
The Global Scale of English (GSE) is a standardized, granular scale from 10 to 90, which measures English language proficiency. Visit gse.ets.com/gse to learn more.
GSE 3300 is equivalent to Versant 3300.

Additional Performance Indicators
Typing Speed
5 words per minute
Typing speed is the number of words typed in one minute in the Typing task. For a valid typing score, candidates should type faster than 12 WPM.
Typing Accuracy
50% words typed accurately
Typing accuracy refers to the percentage correctly typed in the Typing task. For a valid typing score, candidates should have at least 50% accuracy.

Skill	Score
Speaking	40
Listening	42
Writing	33
Reading	33

9. Elige la clase que tenga la ubicación y horario que prefieras, y haz clic en Agregar.

The course name and type of class, e.g. "Lecture"

Check the days and times you will have classes

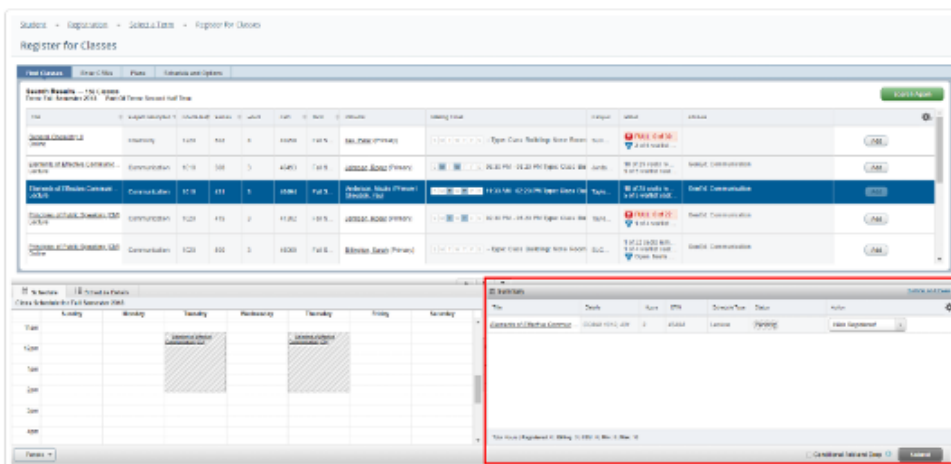
Check how many seats are available

Title	Subject Desc/Tpl	Course/N	Section#	Hours	CRN	Term	Instructor	Meeting Times	Campus	Status	Attribute	Linked Sections	Add
Integrated Readings & Writing - Lecture	English	0900	402	4	21043	Spring	Roberts, Jason (Prim...	S Tu W Th F S 10:00 AM - 11:50 AM	Taylor	3 of 20 seats r... 4 of 4 waitlist s...	No Cost/Low Cost Textbook		<input type="button" value="Add"/>

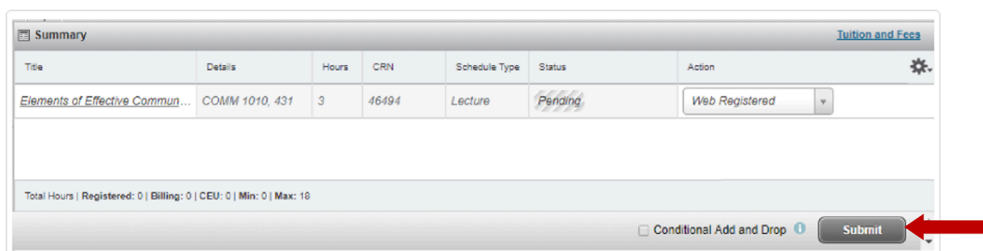
Check the campus

After reviewing the course details, select the "Add" button.

10. La clase aparecerá en la esquina inferior derecha de la página



11. Click en el boton *Submit*.



11. Debajo de **Status**, debería decir **Registered** resaltado en verde. Has registrado tu curso exitosamente.

